



US00D926085S

(12) **United States Design Patent** (10) **Patent No.:** **US D926,085 S**
von Holzhausen et al. (45) **Date of Patent:** **** Jul. 27, 2021**

(54) **VEHICLE BODY**

- (71) Applicant: **TESLA, INC.**, Palo Alto, CA (US)
- (72) Inventors: **Franz von Holzhausen**, Malibu, CA (US); **Ian Kettle**, San Francisco, CA (US); **Sahm Jafari**, San Francisco, CA (US); **David Imai**, Los Angeles, CA (US); **Ivan Lampkin**, Redondo Beach, CA (US)
- (73) Assignee: **TESLA, INC.**, Palo Alto, CA (US)
- (**) Term: **15 Years**

(21) Appl. No.: **29/714,187**

(22) Filed: **Nov. 21, 2019**

(51) **LOC (13) Cl.** **12-08**

(52) **U.S. Cl.**
USPC **D12/93**

(58) **Field of Classification Search**
USPC ... D12/1, 14, 82, 84, 86, 90, 93, 95, 96, 99;
D21/433, 434, 552, 554
CPC B60Y 2200/14; B60Y 2200/90; B60Y
2200/91; B60Y 2200/141; B60Y
2200/142; B60Y 2200/1422
See application file for complete search history.

(56) **References Cited**

U.S. PATENT DOCUMENTS

D253,406 S * 11/1979 Carabetta
4,496,184 A * 1/1985 Byrd et al.
D307,247 S * 4/1990 Clenet
D308,031 S * 5/1990 Falero
D424,012 S * 5/2000 Gaytan
D432,980 S * 10/2000 Gaytan
D445,397 S * 7/2001 Gaytan

OTHER PUBLICATIONS

<https://www.motortrend.com/news/tesla-cybertruck-pricing-start-39995/> (Year: 2019).*

* cited by examiner

Primary Examiner — Christian P. McLean

Assistant Examiner — Adam C Mager

(74) *Attorney, Agent, or Firm* — Knobbe Martens Olson & Bear LLP

(57) **CLAIM**

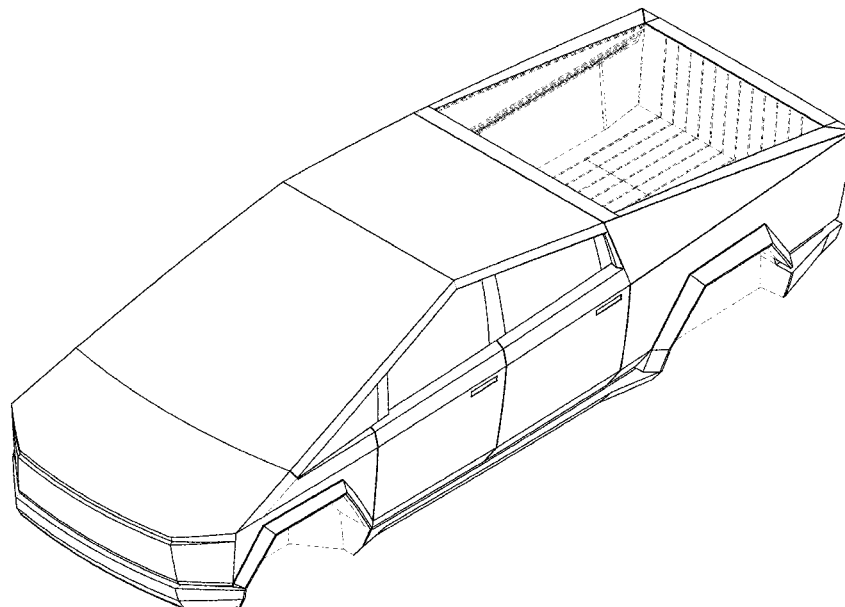
We claim the ornamental design for a vehicle body, as shown and described.

DESCRIPTION

FIG. 1 is a front perspective view of a vehicle body; FIG. 2 is a front view of the vehicle body of FIG. 1; FIG. 3 is a rear view of the vehicle body of FIG. 1; FIG. 4 is a right side view of the vehicle body of FIG. 1, with the left side view being a mirror image of FIG. 4; FIG. 5 is a top view of the vehicle body of FIG. 1; FIG. 6 is a bottom view of the vehicle body of FIG. 1; FIG. 7 is a front perspective view of a second embodiment of the vehicle body of FIG. 1, the only difference being the configuration of a cover as shown in the closed position, with the front view, right side view and bottom view being the same as FIGS. 2, 4 and 6 respectively, and the left side view being a mirror image of FIG. 4; FIG. 8 is a rear view of the vehicle body of FIG. 7; FIG. 9 is a top view of the vehicle body of FIG. 7; and, FIG. 10 is an enlarged view of a vehicle grill shown in the vehicle body of FIG. 1.

In the drawings, the dashed broken lines represent features that form no part of the claimed design. In the drawings, the double-dash broken lines define the bounds of the enlargement viewed in FIG. 10 and form no part thereof.

1 Claim, 10 Drawing Sheets



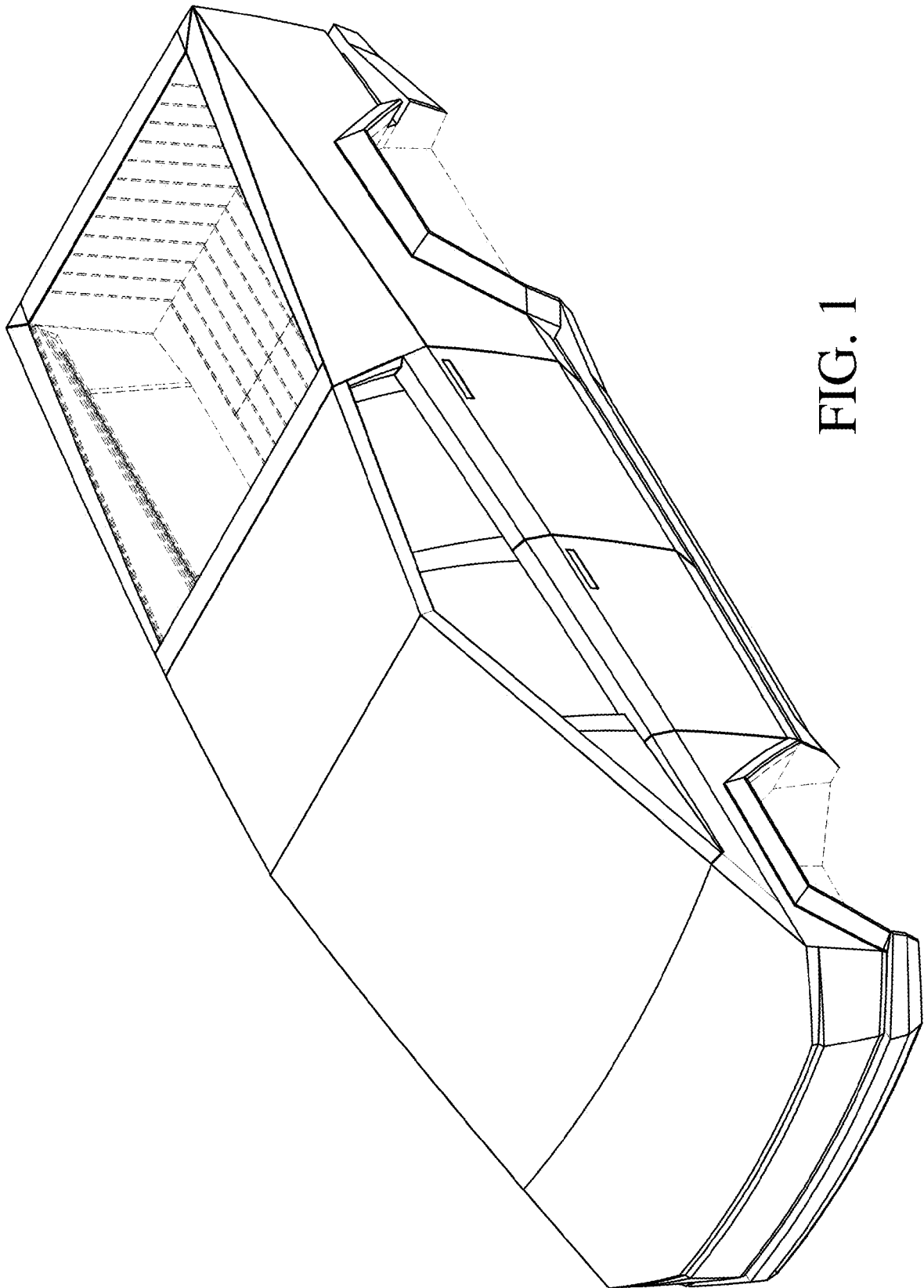


FIG. 1

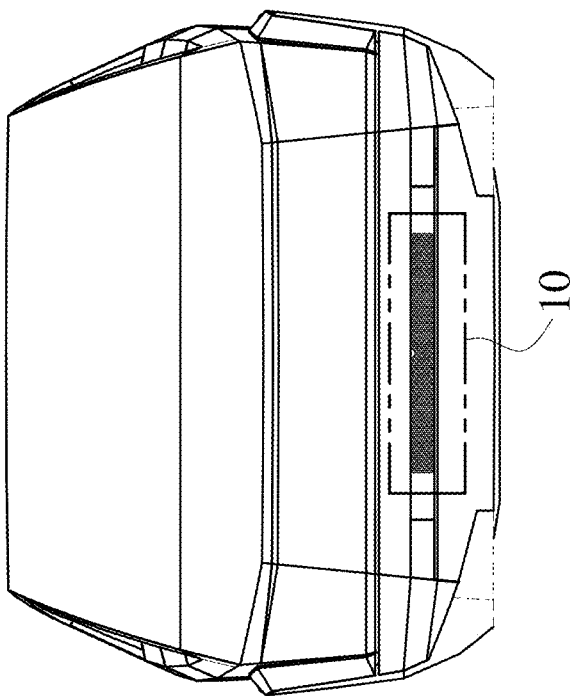


FIG. 2

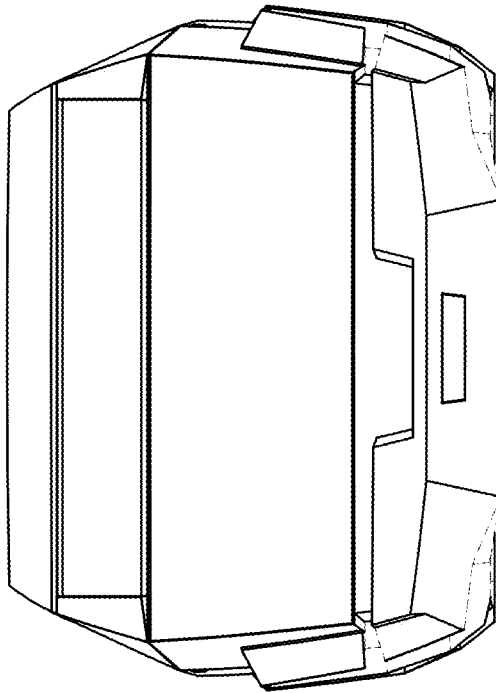


FIG. 3

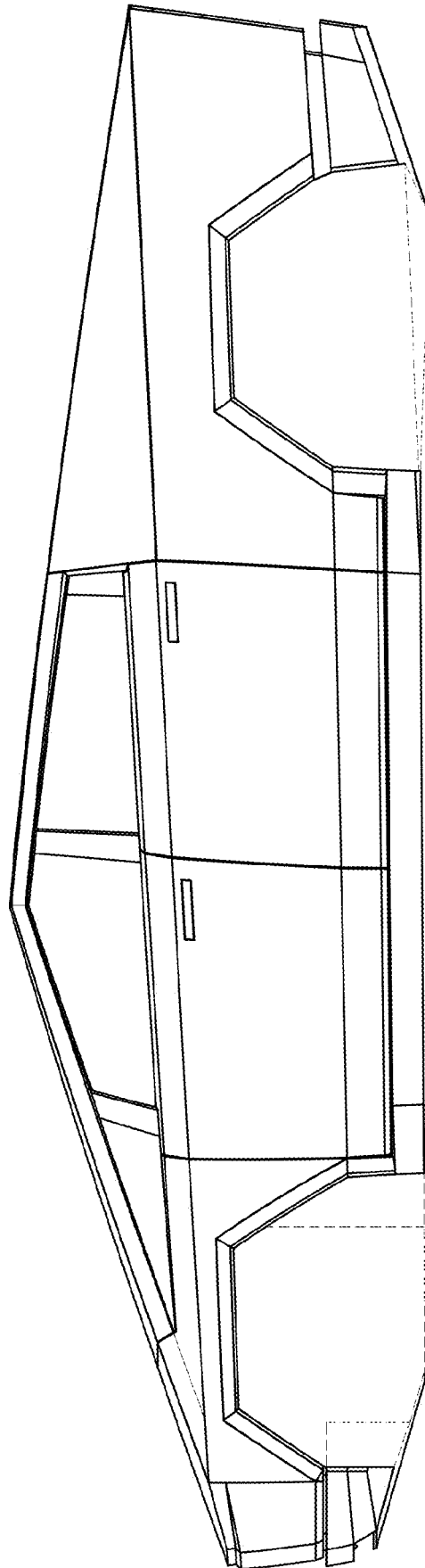


FIG. 4

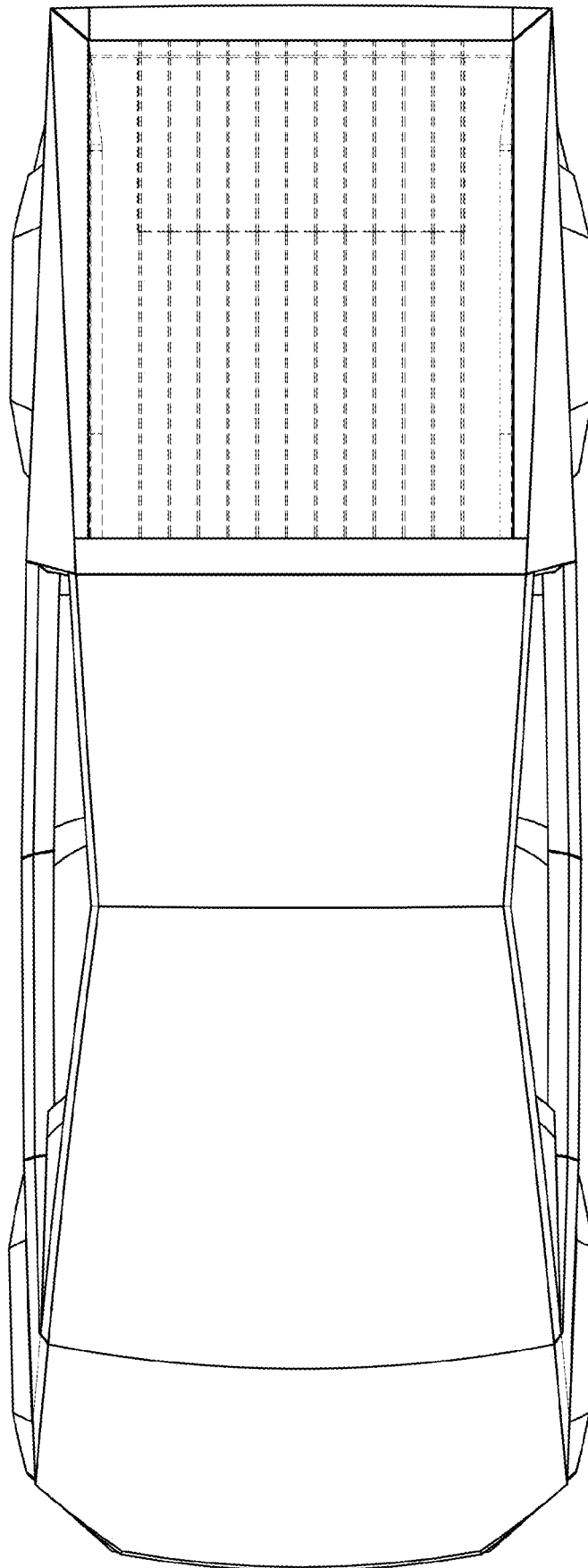


FIG. 5

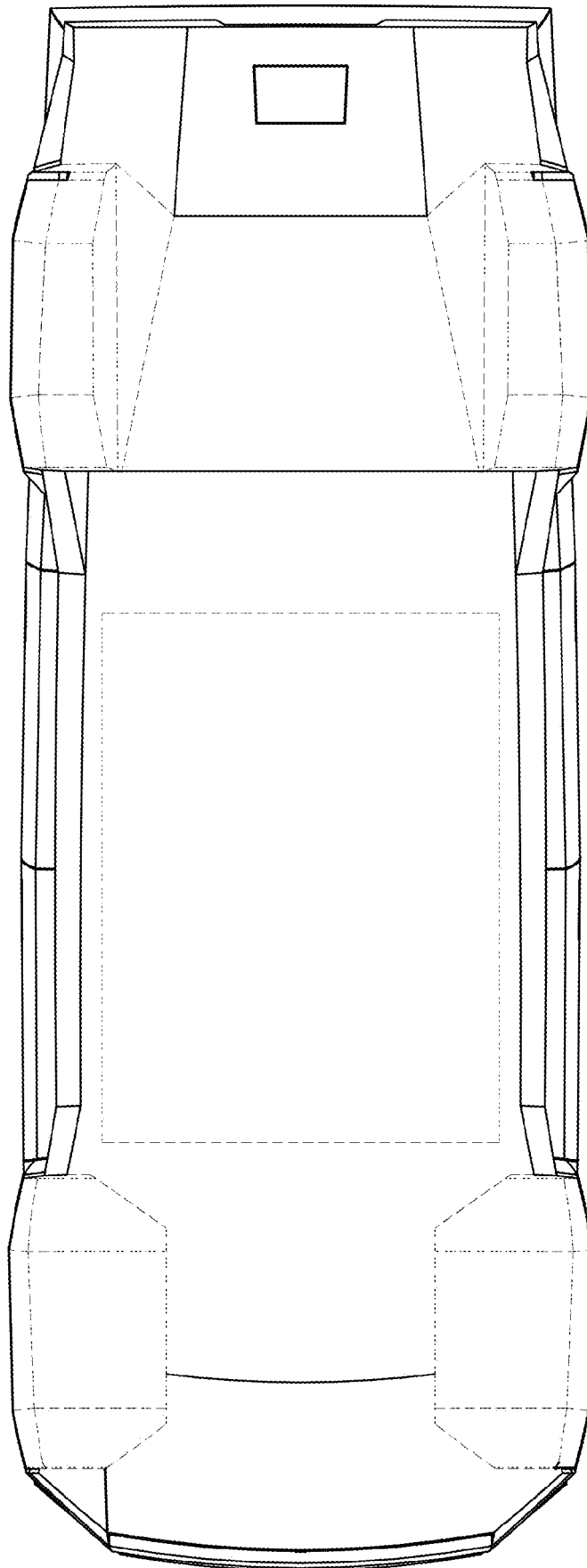
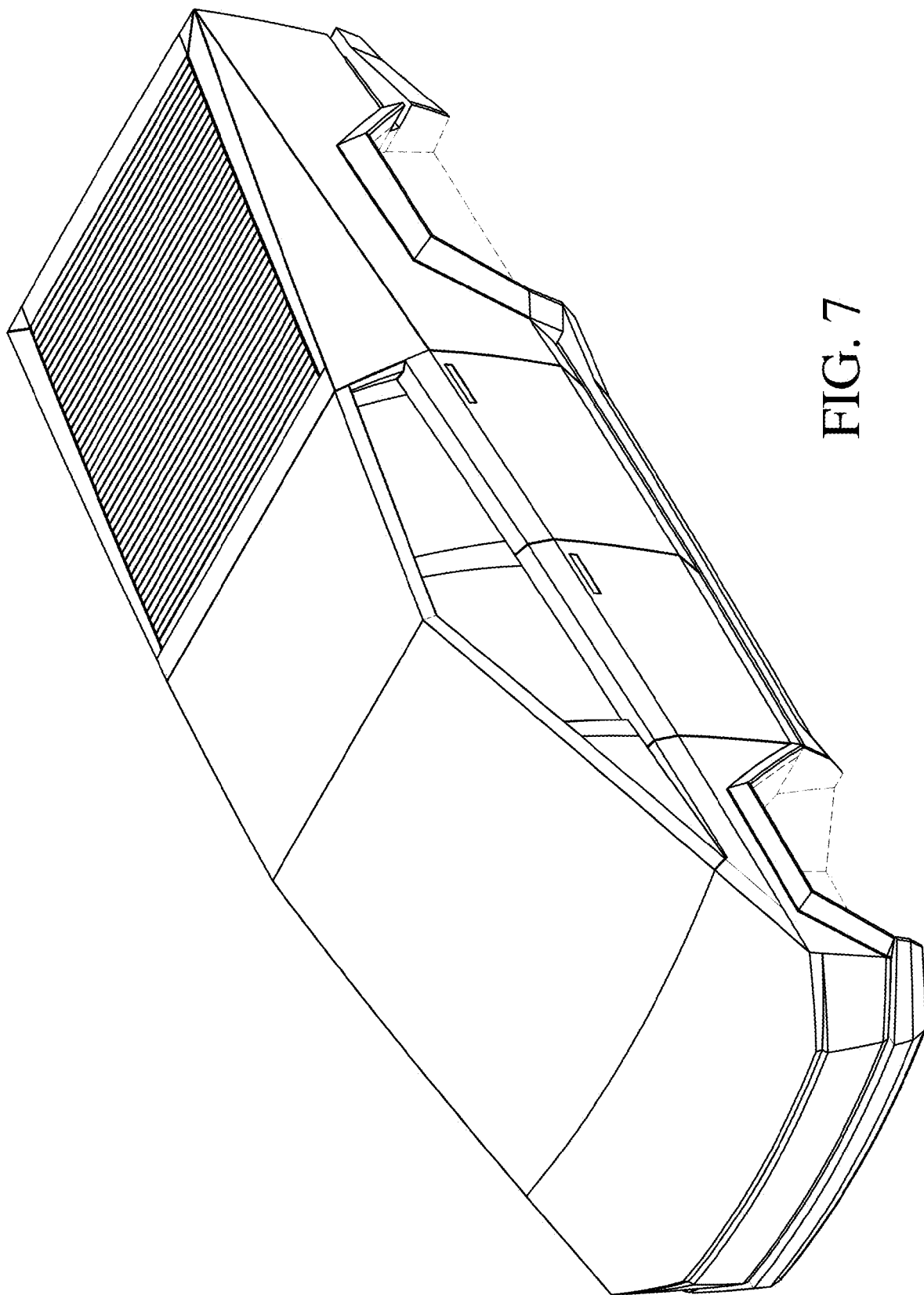


FIG. 6



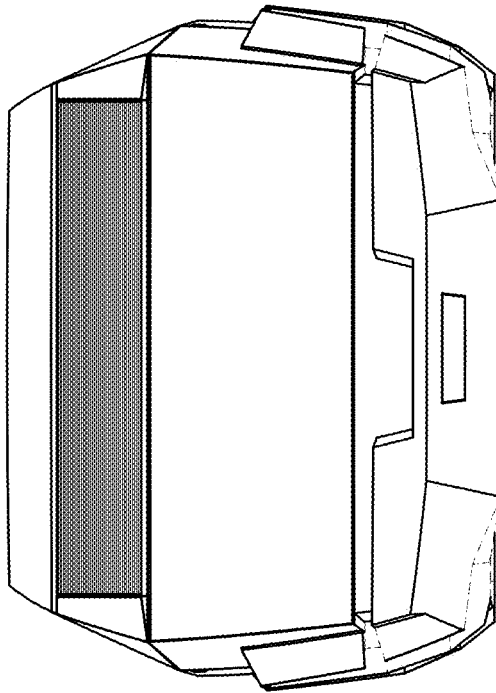


FIG. 8

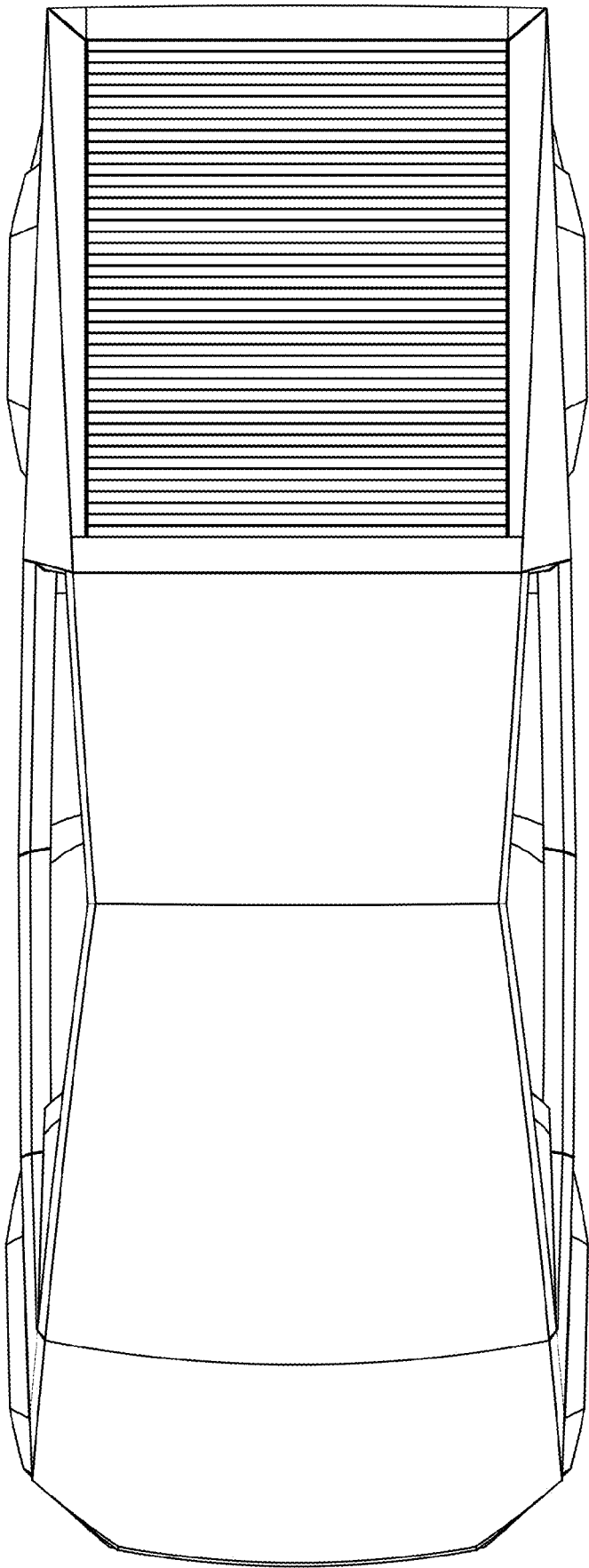


FIG. 9

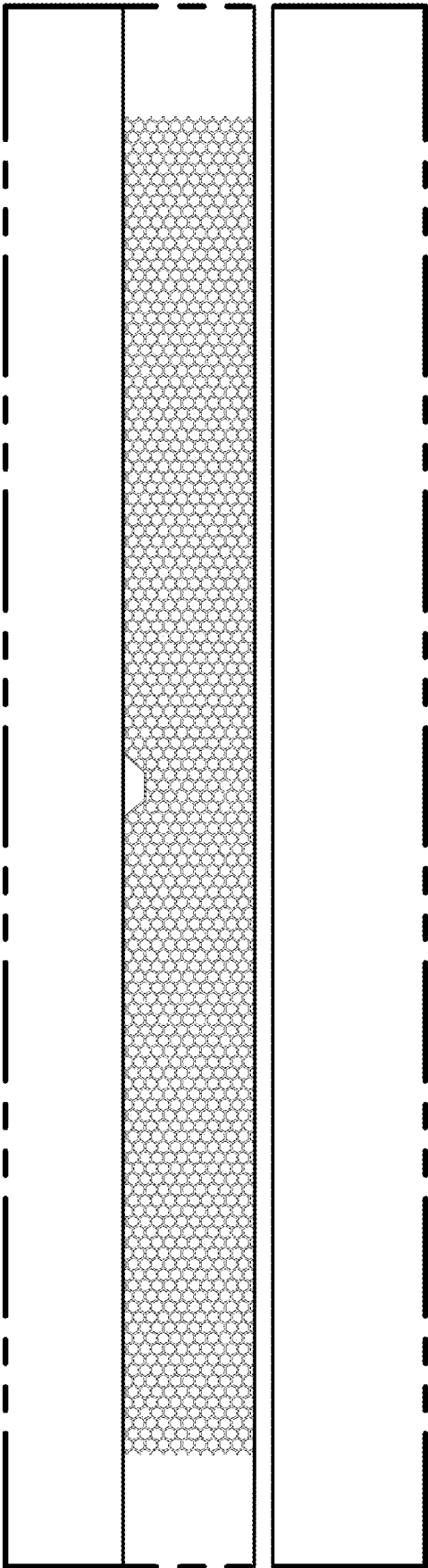


FIG. 10