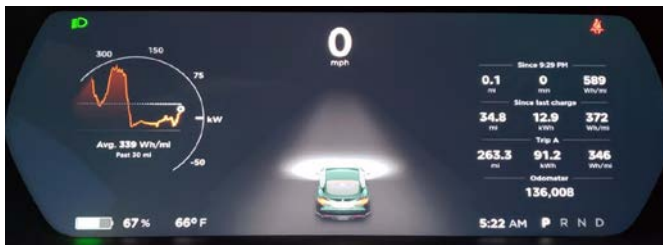
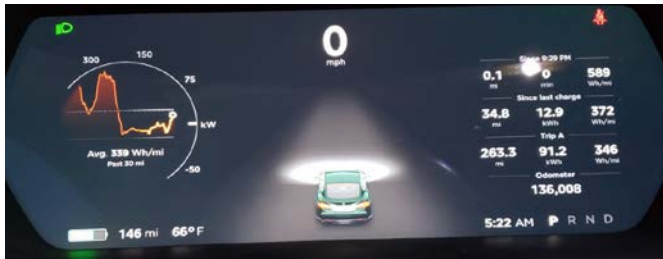


ScanMyTesla data - 11/2014 Model S 85 136,000 miles July 3, 2019									Calculated Data			TMSpy data			
Nominal full pack	Nominal remaining	SOC		Usable full pack	Usable remaining	SOC UI		Rated range	Full rated range	Wh/mi	Wh/mi	Wh/mi	Pack	Remain	SOC
NFP kWh	NR kWh	Percent (UR/UFP)*100		UFP kWh	UR kWh	Percent Not used		RR Miles	FRR	1000*NR/RR	1000*UFP/FRR	1000*UR/RR	kWh	kWh	Percent
64.2	25.6	35.9		60.2	21.6	39.9		78	217.4	328.2	276.9	276.9			
64.2	26.0	36.5		60.2	22	40.5		80	218.9	325.0	275.0	275.0			
64.2	27.4	38.9		60.2	23.4	42.7		85	218.7	322.4	275.3	275.3			
64.2	28.8	41.2		60.2	24.8	44.9		90	219.4	320.0	274.4	275.6			
64.2	30.4	43.9		60.2	26.4	47.3		95	217.5	320.0	276.8	277.9			
64.2	31.6	45.8		60.2	27.6	49.2		100	218.9	316.0	275.0	276.0			
64.2	33.0	48.2		60.2	29	51.4		105	218.0	314.3	276.2	276.2			
64.2	34.3	50.3		60.2	30.3	53.4		110	219.3	311.8	274.5	275.5			
64.2	35.8	52.8		60.2	31.8	55.7		115	217.7	311.3	276.5	276.5			
64.2	36.3	53.7		60.2	32.3	56.6		116	217.7	312.9	276.5	278.4	64.2	36.3	56.6
64.2	37.1	55.0		60.2	33.1	57.7		120	218.2	309.2	275.8	275.8			
64.2	37.6	55.8		60.2	33.6	58.6		120	218.2	313.3	275.8	280.0	64.2	37.6	58.6
64.2	38.6	55.8		60.2	34.6	60.2		121	217.5	319.0	276.8	286.0			
64.2	39.9	59.6		60.2	35.9	62.1		130	218.6	306.9	275.4	276.2			
64.2	41.4	62.1		60.2	37.4	64.5		135	217.9	306.7	276.3	277.0			
64.2	42.6	64.1		60.2	38.6	66.3		140	218.9	304.3	275.0	275.7			
64.2	44.0	66.4		60.2	40	68.5		145	218.2	303.4	275.9	275.9			
64.2	44.5	67.3		60.2	40.5	69.2		146	217.9	304.8	276.3	277.4	64.2	44.4	69.3
64.2	45.4	68.8		60.2	41.4	70.7		150	218.1	302.7	276.0	276.0			
64.2	46.8	71.1		60.2	42.8	72.9		155	218.5	301.9	275.5	276.1			
64.2	48.2	73.4		60.2	44.2	75.1		160	218.4	301.3	275.6	276.3			
64.2	49.6	75.7		60.2	45.6	77.2		165	217.8	300.6	276.4	276.4			
64.2	50.9	77.9		60.2	46.9	79.2		170	218.2	299.4	275.9	275.9			
64.2	52.3	80.2		60.2	48.3			175	218.1	298.9	276.0	276.0			
64.2	53.7	82.6		60.2	49.7	83.6		180	218.0	298.3	276.1	276.1			
64.2	55.1	84.9		60.2	51.1	85.8		185	217.9	297.8	276.2	276.2			
64.2	56.5	87.2		60.2	52.5	88		190	217.9	297.4	276.3	276.3			
64.2	57.9	89.5		60.2	53.9	90.2		195	217.8	296.9	276.4	276.4			
64.2	58.2	90.0		60.2	54.2	90.7		196	217.7	296.9	276.5	276.5			

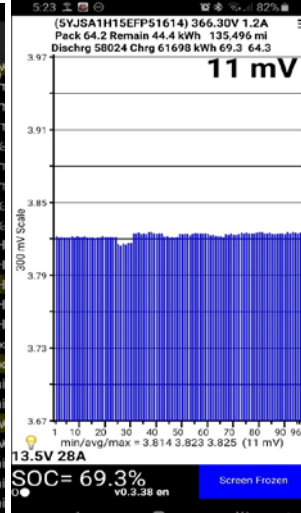
average 308.3 275.9 276.7

Original 85 kWh Battery Pack

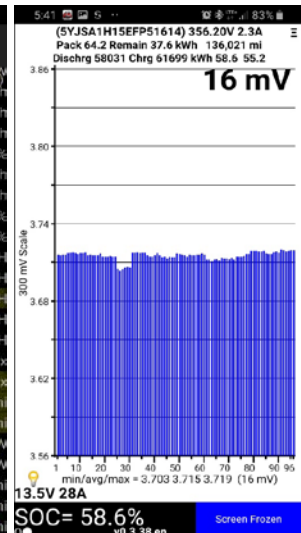
81	81.0	100.0	78.18	78.18	265	265.0	305.7	295.0	295.0				
----	------	-------	-------	-------	-----	-------	-------	-------	-------	--	--	--	--



Drive power max	32.1 kW
Nominal full pack	64.2 kWh
Nominal remaining	44.5 kWh
Energy buffer	4.00 kWh
SOC	67.3 %
Usable full pack	60.2 kWh
Usable remaining	40.5 kWh
SOC Min	64.3 %
SOC UI	69.2 %
DC Charge total	31997 kWh
AC Charge total	10982 kWh
Charge total	61698 kWh
Discharge total	58024 kWh
Regen total	18719 kWh
Discharge cycles	904 x
Charge cycles	961 x
Odometer	136008 mi
Odometer (legacy)	136008 mi
BMS max discharge	327 kW
BMS max charge	96.4 kW
Rated range	146 mi
Typical range	169 mi
Full rated range	217 mi



Drive power max	32.1 kW
Nominal full pack	64.2 kWh
Nominal remaining	37.6 kWh
Energy buffer	4.00 kWh
SOC	55.8 %
Usable full pack	60.2 kWh
Usable remaining	33.6 kWh
SOC Min	55.2 %
SOC UI	58.6 %
DC Charge total	31997 kWh
AC Charge total	10982 kWh
Charge total	61699 kWh
Discharge total	58031 kWh
Regen total	18720 kWh
Discharge cycles	904 x
Charge cycles	961 x
Odometer	136021 mi
Odometer (legacy)	136021 mi
BMS max discharge	320 kW
BMS max charge	94.0 kW
Rated range	121 mi
Typical range	141 mi
Full rated range	217 mi



Drive power max	32.1 kW
Nominal full pack	64.2 kWh
Nominal remaining	36.3 kWh
Energy buffer	4.00 kWh
SOC	53.7 %
Usable full pack	60.2 kWh
Usable remaining	32.3 kWh
SOC Min	53.5 %
SOC UI	56.6 %
DC Charge total	31997 kWh
AC Charge total	10982 kWh
Charge total	61700 kWh
Discharge total	58034 kWh
Regen total	18721 kWh
Discharge cycles	904 x
Charge cycles	961 x
Odometer	136030 mi
Odometer (legacy)	136030 mi
BMS max discharge	321 kW
BMS max charge	87.2 kW
Rated range	116 mi
Typical range	135 mi
Full rated range	216 mi

