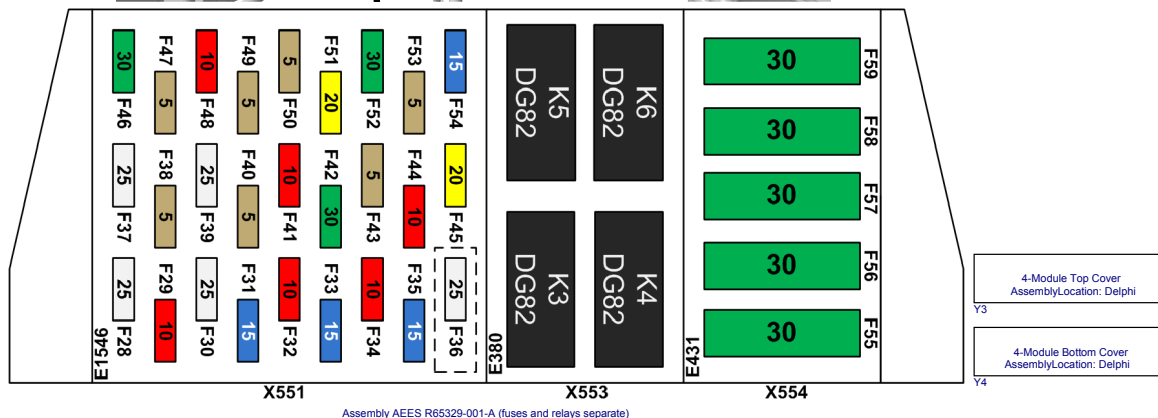
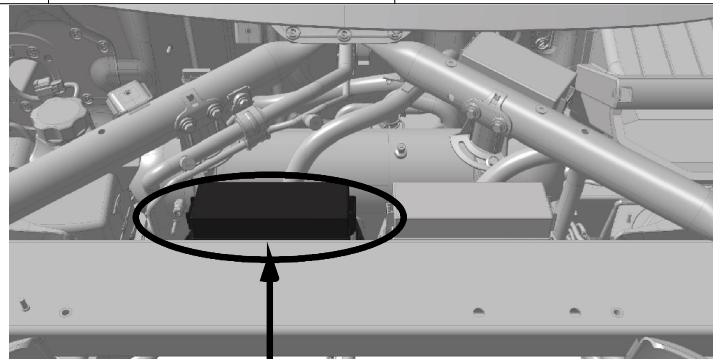
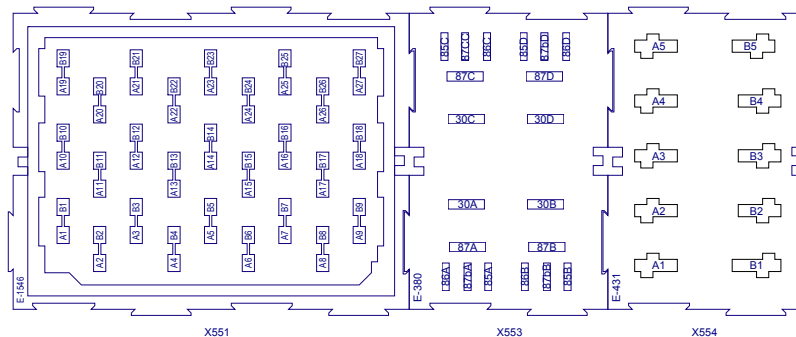


Des. Function	Option
F28 Window Lift Motor, Right Rear	ALL
F29 Contactor Power	ALL
F30 Window Lift Motor, Right Front	ALL
F31 Forward Camera / Active Safety	NCAP/DSS
F32 Door Controls, Right Side	ALL
F33 not used	
F34 Forward Camera Defog	NCAP/DSS
F35 12V Accessory Outlet	ALL
F36 Air Suspension Control, Valves	ASC
F37 Window Lift Motor, Left Rear	ALL
F38 Driver's Seat Memory	ALL
F39 Window Lift Motor, Left Front	ALL
F40 Rear Door Handles	ALL
F41 Door Controls, Left Side	ALL
F42 Power Liftgate	PLG
F43 Perm. Power Sense, Brake Sw.	ALL
F44 Chargers, Charge Port	ALL
F45 Passive Entry, Horns, Security	ALL
F46 Body Controls, Group 2	ALL
F47 Glove Box Light, OBD-II	ALL
F48 Body Controls, Group 1	ALL
F49 Instrument Cluster	ALL
F50 Siren, Intrusion/Tilt Sensor	SP01
F51 Center Display	ALL
F52 Rear Window Defrost Grid	ALL
F53 Battery Management System	ALL
F54 Wiper De-Icer	CW01
F55 Left Front Seat Adjust Motor	ALL
F56 Right Front Seat Adjust Motor	ALL
F57 Cabin Fan	ALL
F58 12V Outlet / Forward Camera Sub.	ALL
F59 not connected	
K3 12V Outlet Switch	ALL
K4 Wiper De-Icer	CW01
K5 Rear Defrost Grid	ALL
K6 not used	



4-Module Top Cover
AssemblyLocation: Delphi

4-Module Bottom Cover
AssemblyLocation: Delphi



TESLA

PROJECT NAME: 2014 Model S Wiring: RHD	PHASE: SOP3
SHEET NAME: "Cabin" Fusebox 2 Layout	
ITEM NO: XXXXXX-XX-X	REVISION: 1.3
	DATE: 7/2/2014
DO NOT SCALE DRAWING	SHEET 44.2

THE INFORMATION CONTAINED HEREIN IS DEEMED TO BE CONFIDENTIAL, PROPRIETARY, AND A TRADE SECRET OF TESLA MOTORS. THIS INFORMATION MAY NOT BE USED, REPRODUCED, OR DISCLOSED AS THE DIRECT OR INDIRECT BASIS FOR THE DEVELOPMENT, MANUFACTURE, OR SALE OF PROCESSES OR PRODUCTS WITHOUT THE EXPRESSED WRITTEN CONSENT OF TESLA MOTORS.