




















Rank	Company	Mkt Cap (USD \$B)	Change (USD \$B)	Chg %	Symbol	Price/Sh	Price/Sh	Country
1	 Toyota	\$174.29	\$0.74	0.43%	TM	126.55	USD	Japan
2	 Tesla	\$166.51	\$11.72	7.57%	TSLA	898.25	USD	USA
3	 Volkswagen	\$77.10	-\$3.41	-4.24%	VOW.DE	142.4	EUR	Germany
4	 Honda	\$45.28	\$0.63	1.42%	HMC	26.42	USD	Japan
5	 Ferrari	\$41.90	\$0.15	0.36%	RACE	169.32	USD	Italy
6	 Daimler	\$39.76	-\$1.99	-4.76%	DAI.DE	33.38	EUR	Germany
7	 General Motors	\$38.68	\$1.65	4.44%	GM	27.03	USD	USA
8	 BMW	\$37.87	-\$1.01	-2.59%	BMW.DE	52.6	EUR	Germany
9	 SAIC*	\$30.00	\$0.14	0.48%	600104.SS	18.3	CNY	China
10	 Ford	\$23.36	\$0.60	2.62%	F	5.87	USD	USA
11	 BYD	\$20.99	\$1.35	6.90%	1211.HK	46.5	HKD	China
12	 Hyundai	\$20.56	\$0.41	2.04%	005380.KS	100,000	KRW	South Korea
13	Fiat Chrysler (FCA)	\$18.60	\$0.77	4.30%	FCAU	9.22	USD	Italy/USA
14	 Subaru	\$17.14	\$0.21	1.27%	FUJHY	11.17	USD	Japan
15	 Suzuki	\$16.25	\$0.21	1.34%	SZKMF	35.58	USD	Japan
16	 Nissan	\$14.80	\$0.23	1.58%	NSANY	7.71	USD	Japan
17	Groupe PSA	\$13.32	\$0.59	4.61%	UG.PA	13.4	EUR	France
18	 Geely	\$12.96	\$0.36	2.83%	0175.HK	10.9	HKD	China
19	Renault	\$6.93	\$0.40	6.19%	RNO.PA	21.46	EUR	France
20	 FAW	\$6.79	\$0.28	4.27%	000800.SZ	10.5	CNY	China
21	Changan	\$6.00	\$0.17	2.94%	000625.SZ	10.15	CNY	China
22	Dongfeng	\$5.59	\$0.19	3.50%	0489.HK	5.03	HKD	China
23	 Mazda	\$4.09	\$0.06	1.58%	MZDAY	3.22	USD	Japan
24	Tata	\$4.02	\$0.24	6.29%	TTM	6.08	USD	India
25	 Mitsubishi	\$3.93	-\$0.27	-6.33%	MMTOF	2.81	USD	Japan